



YOUR FEEDBACK

Student Feedback 2018-19



150 students participated in student feedback 2018-19. Out of 150 students 110 feedback forms were found correct in all respects. This set of 110 forms was selected for final analysis. The list of students who participated in this analysis are listed out in Annexure-I. The complete contact details like Name, Class, Semester and Mobile No are included in this list. Email ID(s) of most of the students are also included in this list.

Data Collected from students on various major elements of college like Infrastructure, Administration, Library, Canteen Cafeteria and Cleanliness on 5-point scale (Not-Satisfactory-1, Satisfactory-2, Good-3, Excellent-4, Outstanding-5) is given in Annexure-II.

Each record in Annexure-II is marked with a Sr. No. that correlates with the student details in Annexure-I. Total of individual component of feedback from Annexure-II, is further analyzed in Annexure-III. Each component (Consolidated) is again analyzed on 5-point scale. Further the best and worst element of respective component is also mentioned in Annexure-III that clearly shows the element that needs improvement. The abstract report about each component and the respective charts are also drawn to make the analysis even more abstract and clear.

The faculty data collected from feedback are tabulated in Annexure-IV 'Faculty analysis Report Part-A'. Each tabulated record is marked with a Sr. No. that

Convener IQAC

corelated with the student details in Annexure-I. The data collected in respect to the individual faculty is analyzed and the Overall Rank (O-R*) on 5-point scale is given to each and every element of the feedback for individual faculty. This Overall Rank is the abstract and consolidated analysis that provide the abstract and concrete analysis of each faculty member.

The score obtained by 22 individual faculty members was further analyzed to check the overall performance of all the faculty members in the college for concrete analysis of the academic standards of the college Annexure-V 'Faculty analysis Report Part-B'. The individual record tabulated in Annexure-V is marked with Sr. No. that corelated with the Faculty Sr. No. in Annexure-IV and shows the total score obtained by respective faculty member. The Grand-Total (G-Total*) score is the consolidated score obtained by all the faculty members together. This G-Total Score is further analyzed on 5-Point scale to obtain the Overall Ranking(O-R*). This Overall Ranking is further illustrated on descriptive scale from Not-Satisfactory to Outstanding to provide the concrete result of overall academic standards of the college.

The Abstract report in Annexure-V and the respective charts provides the crystal-clear and abstract results of academic standards in the college.

M. Shaz

Principal

Principal
MPG Degree College
Amb Distt. Una (H.P.)

Maharana Pratap Govt. Degree College, Amb


List of Students participated in feedback

Sr. No.	Name	Class	Semester /Year	Mobile No.	Email ID
1	Nandni Jaswal	B.A.	5th	8219749812	jaswal2432@gmail.com
2	Simmi Manhas	B.A.	5th	9805706729	simmimanhas729@gmail.com
3	Raveena	B.A.	5th	8894171344	
4	Priyanka Rani	B.A.	5th	8894955382	priyankarani199900011000@gmail.com
5	Reeta Kumari	B.A.	5th	8580942958	kreeta947@gmail.com
6	Parveen Kumari	B.A.	5th	8352070632	
7	Archana Kumari	B.A.	5th	7807268513	carchana173@gmail.com
8	Amandeep	B.A.	5th	9736799829	
9	Anjali	B.A.	2nd year	7559795065	anjaliassal201@gmail.com
10	Anchal Thakur	B.A.	5th	9816546606	
11	Diksha Devi	B.A.	5th	8894467347	
12	Geetika	M.A.	1st	8894996564	sharmageetika794@gmail.com
13	Doli	M.A.	1st	8988629879	
14	Kalpana	M.A.	1st	8580480966	
15	Poonam Devi	M.A.	1st	8627841623	
16	Shivani	M.A.	1st	9805907915	sivithakur516@gmail.com
17	Shivani	M.A.	1st	7018416343	shivaniikaundal373@gmail.com
18	Aman Jyoti	M.A.	1st	7018796018	
19	Anamika	M.A.	1st	7807520736	anamikachouchary374@gmail.com
20	Anchal	B.A.	2nd	9816578871	
21	Richa Sandal	B.A.	2nd	7560045328	
22	Renu Bala	B.A.	5th	8627062253	
23	Pinki Devi	B.A.	2nd Year	8580756093	
24	Vandna	B.A.	2nd Year	9816495645	
25	Arti	B.A.	1st Year	8580767377	
26	Akash	B.A.	2nd Year	8544727882	
27	Heena	B.A.	2nd Year	8628078310	
28	Sakshi Devi	B.A.	2nd Year	8278850310	
29	Manjeet Kumari	B.A.	5th	9816262757	
30	Pooja	B.A.	2nd Year	8628914377	poojapatial2600@gmail.com
31	Sonali Rana	B.Sc.	2nd Year	8628899653	sonalirana1911@gmail.com
32	Arundity	B.A.	2nd Year	8352864643	arundity67@gmail.com
33	Sushma Devi	B.A.	2nd year	8988150442	
34	Lakshmi Devi	B.A.	2nd Year	8580641019	
35	Ranjna Kumari	B.A.	2nd Year	9816075412	
36	Samriti	B.A.	2nd Year	8894309586	
37	Priyanka	B.A.	2nd Year	9816769261	
38	Parneet Kaur Maan	B.A.	2nd Year	8219528640	
39	Ankita Sharma	B.A.	2nd Year	7807706434	

40	Sheetal Devi	B.A.	2nd Year	8378882953	
41	Jyoti Kumari	B.A.	5th	7490990353	
42	Sakshi	B.A.	5th	8580819559	
43	Satish Kumar	B.A.	5th	7560060882	
44	Arti	B.A.	5th	9805639153	
45	Komal Kumari	B.A.	5th	9816811127	
46	Mahesh Kumar Kaundal	B.A.	5th	8618855939	
47	Meenakshi Devi	B.A.	5th	8351928279	
48	Vishakha	B.A.	5th	8350915372	
49	Pooja	B.A.	5th	8350938143	
50	Shaweta Kumari	B.A.	5th	8580963486	
51	Nishikha	B.A.	2nd Year	7018175155	
52	Simran	B.Sc.	2nd Year	6230335632	shiva3072015@gmail.com
53	Niti Thakur	B.Sc.	2nd Year	7807524300	nitithakur888@gmail.com
54	Sakshi	B.Sc.	2nd Year	8219940811	s.sakshi221199@gmail.com
55	Sakshi	B.Sc.	2nd Year	9882601974	sakshithakur8317@gmail.com
56	Anchal	B.Sc.	2nd Year	8091772113	anchalsharma3839@gmail.com
57	Nidhi	B.Sc.	2nd Year	7590996776	nidhidhiman2894@gmail.com
58	Yamini Shukla	B.Sc.	2nd Year	9805399423	yaminishukla24326@gmail.com
59	Karticay	B.Sc.	2nd Year	8894852250	karticayji@gmail.com
60	Anshul Sharma	B.Sc.	2nd Year	8894197739	
61	Ekta Rani	B.Sc.	2nd Year	8628030559	
62	Pallavi Devi	B.Sc.	2nd Year	8628809282	
63	Arti	B.Sc.	2nd Year	8544714148	
64	Sonali	B.Sc.	2nd Year	9857903828	
65	Megha Kumari Jha	B.Sc.	2nd Year	8629028896	
66	Manisha Devi	B.A.	5th	8352037231	
67	Shilpa Chaudhary	B.A.	5th	8580921045	
68	Sapna Dadwal	B.A.	5th	8221907087	
69	Anuradha	B.A.	5th	8894185265	
70	Naveen Sharma	B.A.	5th	8626890093	
71	Kajal	B.A.	5th	9816662043	
72	Ruchi Chaudhary	B.A.	5th	8894155325	
73	Krishma	B.Com.	2nd Year	787488330	krishmashukla2702@gmail.com
74	Chandan Khanna	B.Com.	2nd Year	7018722897	chandankhanna99@gmail.com
75	Kritika Sharma	B.Com.	2nd Year	9882860202	Kritikarakha200@gmail.com
76	Sourav Ohiman	B.Com.	2nd Year	7018722897	
77	Kanchan	B.Com.	2nd Year	8091704106	kr0210200@gmail.com
78	Aashima Puorhit	B.Com.	2nd Year	7347236355	mithumaa6@gmail.com
79	Alka Thakur	M.Com.	2nd Year	8350992833	alkathakur872@gmail.com
80	Anjali Thakur	M.Com.	2nd Year	7807071565	anjalit1277@gmail.com
81	Sakshi Sharma	M.Com.	2nd Year	8628046746	sakusharma22@gmail.com
82	Priyanka	M.Com.	2nd Year	8894861796	priyanka36329@gmail.com
83	Payal Thakur	M.Com.	2nd Year	8627012570	thakurpayal074@gmail.com
84	Sulakshna	M.Com.	2nd Year	8352035488	thakursulakshna1@gmail.com
85	Sourav Thakur	B.Sc.	5th	8219843767	souravrajput331@gmail.com
86	Ritika Thakur	B.Sc.	5th	8219569461	rt9466071@gmail.com

87	Vaishali	B.Sc.	5th	9816846135	vishaliverma.1968@gmail.com
88	Payal	B.Sc.	5th	8219066259	
89	Shweta	B.Sc.	5th	9805240305	thakurshweta351@gmail.com
90	Shivani Jaswal	B.Sc.	5th	8219725268	shivanijaswal1024@gmail.com
91	Anukool Dhiman	B.Sc.	5th	9459108712	anukool.dhiman111@gmail.com
92	Tanvi	B.Sc.	5th	9459508878	bainstanvi28@gmail.com
93	Ankush Choudhary	B.Sc.	5th	7807555375	choudharyanku690@gmail.com
94	Ratika	B.Sc.	5th	8894298037	
95	Shikha Chaoudhary	B.Sc.	5th	7018431492	
96	Akash Thakur	B.Sc.	5th	8580521140	thakurakash95167@gmail.com
97	Anil Kumar	B.Sc.	5th	8894048995	kumar121.anilkumar@gmail.com
98	Archna	B.Sc.	5th	7018190842	archnabhargav59@gmail.com
99	Seema	B.Sc.	5th	8580471221	
100	Anjali Verma	B.Sc.	5th	7876160043	anjaliverma9335@gmail.com
101	Anchal	B.Sc.	5th	7018915371	sharmaanchal612000@gmail.com
102	Kiran	B.Sc.	5th	8219617850	kr8695145@gmail.com
103	Jyoti Dhiman	B.Sc.	5th	7018267871	jyotidhiman0408@gmail.com
104	Ankita Sharma	B.Sc.	5th	8351910472	itsankita99@gmail.com
105	Nitasha	B.Sc.	5th	8219577983	nitashajaswal@gmail.com
106	Anchal	B.Sc.	2nd Year	835292505	anchal2002015@gmail.com
107	Samiksha Thakur	B.Sc.	2nd Year	7590834575	sakshirajput7452@gmail.com
108	Priya	B.Sc.	2nd Year	8278851474	p.dhiman25041999@gmail.com
109	Mansi Bhardwaj	B.Sc.	2nd Year	7814890543	mansib2212@gmail.com
110	Supriya Banyal	B.Sc.	2nd Year	7027334375	supriyabanyal@gmail.com


Convener IQAC

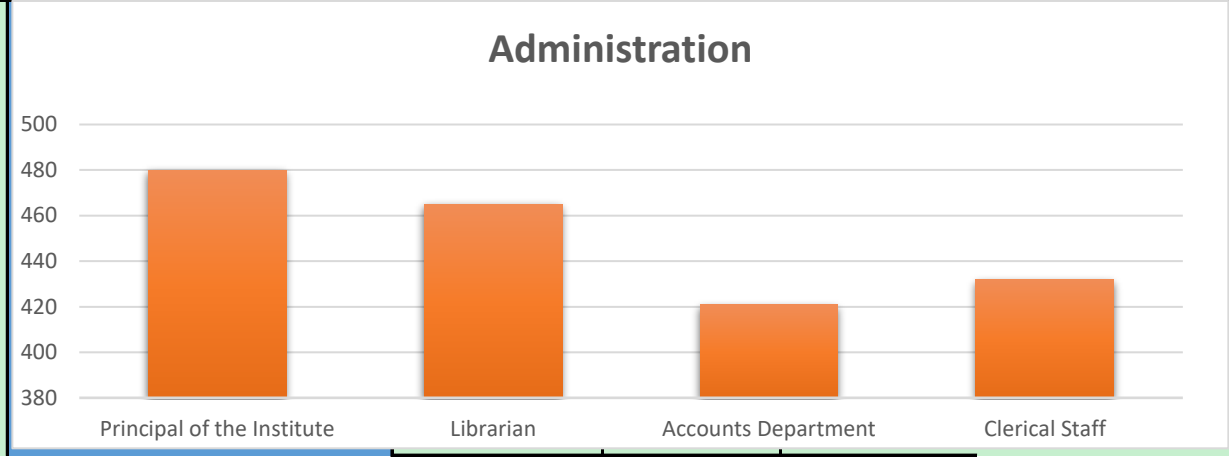

Principal
MPG Degree College
Amb Distt. Una (H.P.)
Principal
Maharana Pratap Govt. Degree College Amb

Student Feedback analysis Report-2018-19

Infrastructure	Total	Infrastructure Overall Result															
		On 5 point Scale	Rating	Best	Worst												
Class Rooms	372	3	Good	Utility of Seminar Hall to the Students	Adequacy and effectiveness of Teaching Aids used (LCD/OHP/White board/Smart board/Black-Green Board)												
Furniture	371	3	Good														
Adequacy and effectiveness of Teaching Aids used (LCD/OHP/White board/Smart board/Black-Green Board)	377	3	Good														
Utility of Seminar Hall to the Students	381	3	Good														
Computer Lab/Laboratory	394	4	Excellent														
<p>Abstract Report: 110 students from different disciplines participated in this feedback. The overall ratings of various elements of college infrastructure like Class Rooms, Furniture, Adequacy and effectiveness of Teaching Aids used (LCD/OHP/White board/Smart board/ Black-Green Board), Utility of Seminar Hall to the Students and Computer Lab/Laboratory are Excellent. Students or the college are very much satisfied with Seminar Hall and Classrooms of the college, but comparably less satisfied with the Teaching Aids, Computer Labs and Furniture available in the college.</p>		<p style="text-align: center;">Infrastructure</p> <table border="1"> <caption>Infrastructure Data</caption> <thead> <tr> <th>Category</th> <th>Total</th> </tr> </thead> <tbody> <tr> <td>Computer Lab/Laboratory</td> <td>394</td> </tr> <tr> <td>Utility of Seminar Hall to the Students</td> <td>381</td> </tr> <tr> <td>Adequacy and effectiveness of Teaching Aids used...</td> <td>377</td> </tr> <tr> <td>Furniture</td> <td>371</td> </tr> <tr> <td>Class Rooms</td> <td>372</td> </tr> </tbody> </table>				Category	Total	Computer Lab/Laboratory	394	Utility of Seminar Hall to the Students	381	Adequacy and effectiveness of Teaching Aids used...	377	Furniture	371	Class Rooms	372
Category	Total																
Computer Lab/Laboratory	394																
Utility of Seminar Hall to the Students	381																
Adequacy and effectiveness of Teaching Aids used...	377																
Furniture	371																
Class Rooms	372																

Administration	Total	Administration Overall Result			
		On 5 point Scale	Rating	Best	Worst
Principal of the Institute	480	4	Excellent	Principal of the Institute	Accounts Department
Librarian	465	4	Excellent		
Accounts Department	421	4	Excellent		
Clerical Staff	432	4	Excellent		

Abstract Report: The responses received in respect to the responsiveness of students' issues by various administrative departments like Principal of the Institute, Librarian, Accounts Department and Clerical Staff. The overall rating of responsiveness of students' issues are Outstanding. College Principal and Librarian are most efficient in handling students' issues and students are very much satisfied with their responsiveness. On the other hand, students are less satisfied with the responsiveness of accounts department and clerical staff.



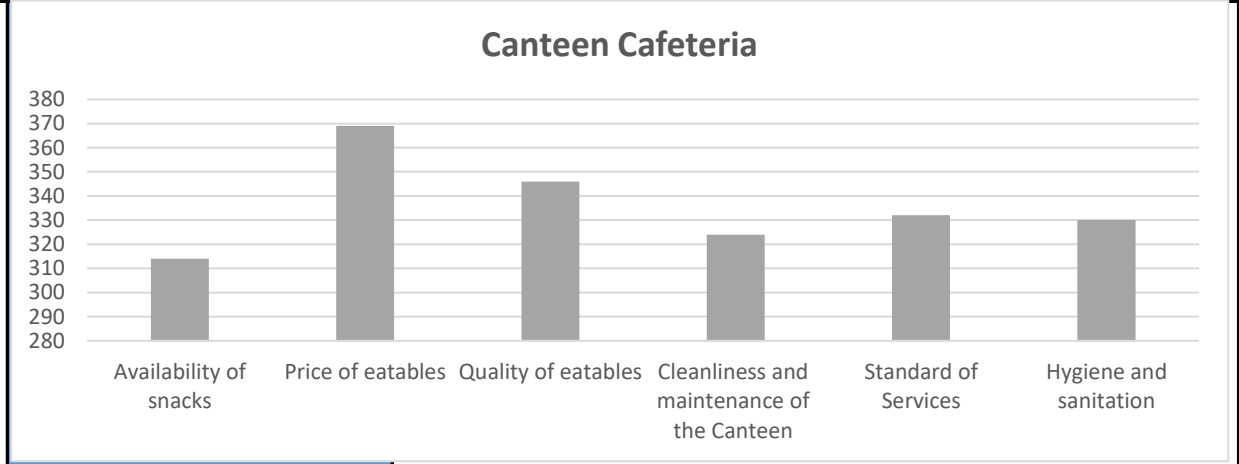
Library	Total	Overall Result			
		On 5 point Scale	Rating	Best	Worst
Quality of books offered in the Book Bank	442	4	Excellent	Availability of News Papers	Availability of reference books
Adequacy of books for all subjects	408	4	Excellent		
Availability of reference books	396	4	Excellent		
Relevant books for syllabus	415	4	Excellent		
Availability of journals	425	4	Excellent		
Availability of books on advanced Topics	418	4	Excellent		
Availability of News Papers	480	4	Excellent		
Availability of Magazines	452	4	Excellent		

Abstract Report: The response received in respect to the availability of books and other study resources in the college library. The overall rating of all the library resources are excellent. Almost all the students are contented with the availability of News Papers and Magazines and less contented with adequacy of books for all subjects, relevant books for syllabus and availability of reference books in the library.



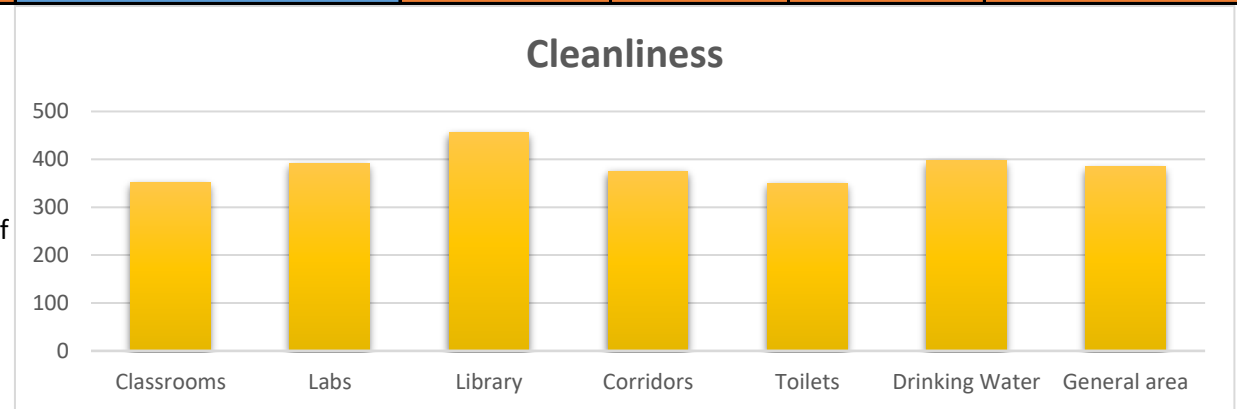
Canteen Cafeteria	Total	Overall Result			
		On 5 point Scale	Rating	Best	Worst
Availability of snacks	314	3	Good	Price of eatables	Availability of snakes
Price of eatables	369	3	Good		
Quality of eatables	346	3	Good		
Cleanliness and maintenance of the Canteen	324	3	Good		
Standard of Services	332	3	Good		
Hygiene and sanitation	330	3	Good		

Abstract Report: The response received in respect to the canteen & cafeteria and the availability of eatables in college canteen clearly show that the price of eatables is very genuine in college canteen. But there must be an urgent need to improve some areas like, availability of snakes, standardization in services and Hygiene and Sanitation in college canteen. The overall ranking of college canteen & cafeteria is good but the improvement is needed in all the elements mentioned in the feedback related to canteen & cafeteria of the college.




Cleanliness	Total	Overall Result			
		On 5 point Scale	Rating	Best	Worst
Classrooms	351	3	Good	Library	Classrooms
Labs	391	4	Excellent		
Library	456	4	Excellent		
Corridors	375	3	Good		
Toilets	350	3	Good		
Drinking Water	397	4	Excellent		
General area	385	4	Excellent		

Abstract Report: The response received in respect to the cleanliness of the college. The overall rating of various areas of college in cleanliness is excellent. Students are contented with cleanliness of Library, Labs, Corridors and General areas of college. Students are also pleased with the availability of potable water. On the other hand, students are less contented with cleanliness of classrooms.




Convener IQAC


Principal
MPG Degree College
Amb Distt. Una (H.P.)
Maharana Pratap Govt. Degree College Amb

Annexure-IV

Faculty Analysis Report Part-A

Sr. No (I)		12	13	14	15	16	17	18	19	25																Total	O-R				
Subject Knowledge	Prof. Suruchi Sharma	5	5	5	5	5	5	5	5	5																45	5				
Adequacy of teaching methodology		5	5	5	4	4	4	4	4	4	5																40	4			
Responsiveness of student queries		5	5	4	4	5	5	5	5	5	5																43	5			
Adequate coverage of course content		5	5	5	5	4	4	4	4	5	5																42	5			
Regularity & Punctuality		5	5	5	4	4	4	4	5	5	5																42	5			
Has the Teacher Covered Entire Syllabus? (Yes/No)		Y	Y	Y	Y	Y	Y	Y	Y	Y	Y																Y	Y			
(Yes/No)		Y	Y	Y	Y	Y	Y	Y	Y	Y	Y																Y	Y			
Sr. No (II)		31	31	51	51	52	52	53	53	54	54	55	55	56	56	57	57	58	58	59	59	60	61	62	63	64	65	86	87	Total	O-R
Subject Knowledge	Prof. Shyam Kalia	5	5	4	4	5	5	4	4	5	4	5	5	4	4	5	5	4	4	4	4	5	5	5	5	5	5	5	5	120	4
Adequacy of teaching methodology		5	5	5	5	4	4	4	4	4	5	5	4	5	4	4	4	4	4	4	4	4	4	5	4	4	5	5	4	113	4
Responsiveness of student queries		4	4	3	3	5	5	3	3	4	4	3	3	5	5	5	5	4	4	4	4	4	4	4	4	4	4	4	4	104	4
Adequate coverage of course content		5	4	4	4	5	5	3	3	5	4	4	4	4	5	4	4	5	5	4	3	5	4	5	4	4	5	5	3	111	4
Regularity & Punctuality		5	5	4	3	5	5	4	4	5	5	5	5	5	5	5	5	5	5	4	4	5	5	5	5	5	5	5	5	123	4
Has the Teacher Covered Entire Syllabus? (Yes/No)		Y	Y	Y	Y	Y	Y	Y	Y	Y	Y	Y	Y	Y	Y	Y	Y	Y	Y	Y	Y	Y	Y	Y	Y	Y	Y	Y	N	Y	Y
(Yes/No)		Y	Y	Y	Y	N	Y	Y	Y	Y	Y	N	N	Y	Y	Y	Y	Y	Y	Y	Y	Y	Y	Y	Y	Y	Y	Y	N	Y	Y
Sr. No (III)		31	31	51	51	52	52	53	53	54	54	55	55	56	56	57	57	59	59	85	86	87	88	89	90	92	93	94	95	Total	O-R
Subject Knowledge	Prof. Amit Sharma	5	5	4	4	5	5	4	4	5	5	5	5	5	5	5	4	3	5	5	5	5	5	5	5	5	5	5	83	3	
Adequacy of teaching methodology		4	4	5	5	5	5	4	4	4	4	4	4	4	4	4	4	3	4	1	4	4	3	4	4	4	1	3	3	75	3
Responsiveness of student queries		5	5	3	4	5	5	3	3	5	5	4	4	5	5	5	5	4	4	1	4	4	3	5	4	5	1	3	4	79	3
Adequate coverage of course content		4	5	4	4	4	4	3	3	4	5	4	4	4	5	4	4	4	2	3	5	4	5	3	3	4	4	4	4	73	3
Regularity & Punctuality		4	4	3	4	3	3	4	4	4	4	3	3	3	3	5	3	3	2	1	5	4	5	5	5	4	1	5	5	62	2
Has the Teacher Covered Entire Syllabus? (Yes/No)		N	N	Y	Y	N	N	Y	Y	N	N	N	N	N	N	Y	Y	Y	Y	N	Y	Y	Y	Y	Y	Y	Y	Y	Y	Y	Y
(Yes/No)		N	N	Y	Y	Y	Y	Y	Y	N	N	N	N	N	N	Y	Y	Y	Y	N	Y	Y	Y	Y	Y	N	N	Y	Y	Y	Y
Sr. No (IV)		31	51	52	53	54	55	56	57	58	59	60	61	62	63	64	65											Total	O-R		
Subject Knowledge	Prof. Preeti	5	4	5	4	5	5	5	5	4	4	5	5	5	5	5	5											76	5		
Adequacy of teaching methodology		5	5	5	5	5	5	5	4	5	4	5	4	5	5	4	4											75	5		
Responsiveness of student queries		5	3	5	3	5	4	5	5	5	3	5	5	5	5	5	5											73	5		
Adequate coverage of course content		5	4	5	4	5	4	4	4	5	4	5	4	5	5	4	5											72	5		
Regularity & Punctuality		5	4	5	4	5	5	5	5	5	4	5	5	5	5	5	5											77	5		
Has the Teacher Covered Entire Syllabus? (Yes/No)		Y	Y	Y	Y	Y	Y	Y	Y	Y	Y	Y	Y	Y	Y	Y	Y											Y	Y		
(Yes/No)		Y	Y	Y	Y	Y	N	Y	Y	Y	Y	Y	Y	Y	Y	Y											Y	Y			
Sr. No (V)		58	60	61	62	63	64	65																Total	O-R						
Subject Knowledge	Prof. Rekha Sharma	4	3	3	3	3	3	5																24	3						
Adequacy of teaching methodology		3	2	3	2	2	2	4																18	3						
Responsiveness of student queries		4	2	3	3	3	3	5																23	3						
Adequate coverage of course content		4	5	4	5	3	4	5																30	4						
Regularity & Punctuality		3	3	2	4	2	2	5																21	3						
Has the Teacher Covered Entire Syllabus? (Yes/No)		Y	Y	Y	Y	Y	Y	Y																Y	Y						
(Yes/No)		Y	Y	Y	Y	Y	Y	Y																Y	Y						

Sr. No (XI)		1	2	3	4	5	6	7	8	9	10	11	20	22	27	28	29	30	32	33	35	36	37	38	39	40	41	42	43	Total	O-R
Subject Knowledge	Prof. Bindia Chandel	5	5	5	5	5	5	5	5	4	5	5	5	4	5	4	5	5	5	5	5	5	5	5	5	5	4	4	4	134	5
Adequacy of teaching methodology		5	4	4	5	5	5	5	4	5	5	5	5	5	5	5	5	5	5	5	5	5	5	5	5	5	4	4	3	133	5
Responsiveness of student queries		4	4	5	5	5	5	5	3	5	5	4	5	4	5	5	5	5	5	5	5	5	5	5	5	5	4	4	4	131	5
Adequate coverage of course content		5	5	5	5	5	5	5	5	5	5	5	5	4	5	5	5	5	5	5	5	5	5	5	5	5	5	5	4	138	5
Regularity & Punctuality		5	5	5	5	5	5	5	5	5	5	5	5	4	5	5	5	5	5	5	5	5	5	5	5	5	4	5	5	138	5
Has the Teacher Covered Entire Syllabus? (Yes/No)		Y	Y	Y	Y	Y	Y	Y	Y	Y	Y	Y	Y	Y	Y	Y	Y	Y	Y	Y	Y	Y	Y	Y	Y	Y	Y	Y	Y	Y	Y
(Yes/No)		Y	Y	Y	Y	Y	Y	Y	Y	Y	Y	Y	Y	Y	Y	Y	Y	Y	Y	Y	Y	Y	Y	Y	Y	Y	Y	Y	Y	Y	Y
Sr. No (XII)		20	21	23	24	25	26	27	28	87	Total	O-R																			
Subject Knowledge	Prof. Anita Saini	5	5	5	5	5	4	5	5	5	44	5																			
Adequacy of teaching methodology		5	5	5	5	5	5	5	5	4	44	5																			
Responsiveness of student queries		5	4	5	5	5	5	5	5	4	43	5																			
Adequate coverage of course content		5	5	5	5	5	5	5	5	5	45	5																			
Regularity & Punctuality		5	5	5	5	5	5	5	5	4	44	5																			
Has the Teacher Covered Entire Syllabus? (Yes/No)		Y	Y	Y	Y	Y	Y	Y	Y	Y	Y	Y																			
(Yes/No)		Y	Y	Y	Y	Y	Y	Y	Y	Y	Y	Y																			
Sr. No (XIII)		25	46	48	49	66	67	68	69	70	71	72	Total	O-R																	
Subject Knowledge	Prof. Seema Sharma	5	4	3	3	5	5	5	5	5	5	5	50	5																	
Adequacy of teaching methodology		5	3	3	3	5	5	5	5	5	5	5	49	4																	
Responsiveness of student queries		5	4	4	3	5	5	5	5	5	5	5	51	5																	
Adequate coverage of course content		5	4	4	3	5	5	5	5	5	5	5	51	5																	
Regularity & Punctuality		5	5	3	4	5	5	5	5	5	5	5	52	5																	
Has the Teacher Covered Entire Syllabus? (Yes/No)		Y	Y	Y	Y	Y	Y	Y	Y	Y	Y	Y	Y	Y																	
(Yes/No)		Y	Y	Y	Y	Y	Y	Y	Y	Y	Y	Y	Y	Y																	
Sr. No (XIV)		73	74	75	76	77	78	79	80	81	82	83	84	Total	O-R																
Subject Knowledge	Prof. Rekha Gupta	5	5	5	5	5	5	5	4	5	5	5	5	59	5																
Adequacy of teaching methodology		5	5	5	5	5	5	5	5	4	5	5	4	58	5																
Responsiveness of student queries		4	5	5	5	5	5	4	5	5	5	4	4	56	5																
Adequate coverage of course content		5	5	5	5	5	5	5	5	4	5	5	4	58	5																
Regularity & Punctuality		4	5	5	5	5	5	5	5	4	5	5	4	57	5																
Has the Teacher Covered Entire Syllabus? (Yes/No)		Y	Y	Y	Y	Y	Y	Y	Y	Y	Y	Y	Y	Y	Y																
(Yes/No)		Y	Y	Y	Y	Y	Y	Y	Y	Y	Y	Y	Y	Y	Y																
Sr. No (XV)		73	74	75	76	77	78	79	80	81	82	83	84	Total	O-R																
Subject Knowledge	Prof. Lakhbir Singh	5	5	5	5	5	5	5	5	5	5	5	5	60	5																
Adequacy of teaching methodology		5	5	5	5	5	5	5	5	5	5	5	5	60	5																
Responsiveness of student queries		4	5	5	5	5	5	5	5	5	5	5	5	59	5																
Adequate coverage of course content		5	5	5	5	5	5	5	4	5	5	4	5	58	5																
Regularity & Punctuality		5	5	5	5	5	5	5	5	5	5	5	5	60	5																
Has the Teacher Covered Entire Syllabus? (Yes/No)		Y	Y	Y	Y	Y	Y	Y	Y	Y	Y	Y	Y	Y	Y																
(Yes/No)		Y	Y	Y	Y	Y	Y	Y	Y	Y	Y	Y	Y	Y	Y																

Sr. No (XXI)	87	91	98	99	101	102	103	104	105	106	107	108	109	110	Total	O-R
Subject Knowledge	5	5	5	5	4	4	4	5	5	5	3	3	5	5	63	5
Adequacy of teaching methodology	4	3	4	4	5	4	4	5	4	3	4	3	2	2	51	4
Responsiveness of student queries	4	3	4	4	4	5	5	5	3	3	4	4	3	3	54	4
Adequate coverage of course content	5	5	4	4	5	5	5	5	5	4	5	4	3	4	63	5
Regularity & Punctuality	5	4	5	5	5	4	5	5	5	4	5	5	4	4	65	5
Has the Teacher Covered Entire Syllabus? (Yes/No)	Y	Y	Y	Y	Y	Y	Y	Y	Y	Y	Y	Y	Y	Y	Y	Y
(Yes/No)	y	Y	N	N	Y	Y	Y	Y	Y	N	N	Y	Y	N	Y	Y
Sr. No (XXII)	73	74	75	76	77	78	79	80	81	82	83	84			Total	O-R
Subject Knowledge	5	5	5	5	5	5	5	4	5	5	5	4			58	5
Adequacy of teaching methodology	5	5	5	5	5	5	5	5	4	5	5	5			59	5
Responsiveness of student queries	4	5	5	5	5	5	5	5	4	5	5	4			57	5
Adequate coverage of course content	5	5	5	5	5	5	5	4	5	5	5	4			58	5
Regularity & Punctuality	3	5	5	5	5	5	5	5	5	5	5	4			57	5
Has the Teacher Covered Entire Syllabus? (Yes/No)	Y	Y	Y	Y	Y	Y	Y	Y	Y	Y	Y	Y			Y	Y
(Yes/No)	Y	Y	Y	Y	Y	Y	Y	Y	Y	Y	Y	Y			Y	Y

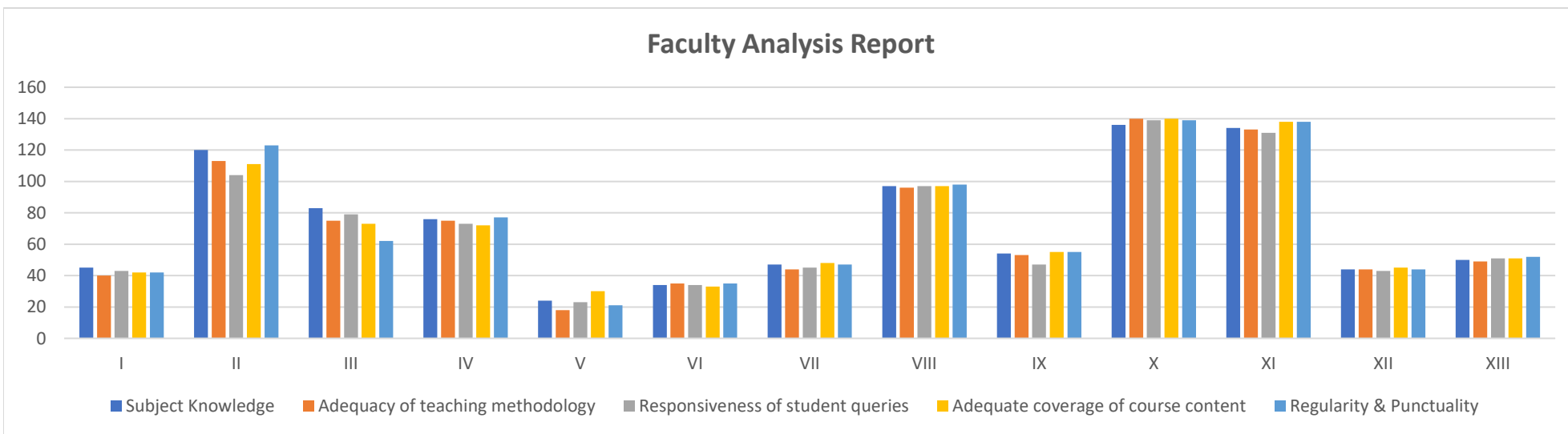

Convener IQAC


Principal
MPG Degree College
Amb Distt. Una (H.P.)
Maharana Pratap Govt. Degree College Amb

Annexure-V

Faculty Analysis Report Part-B

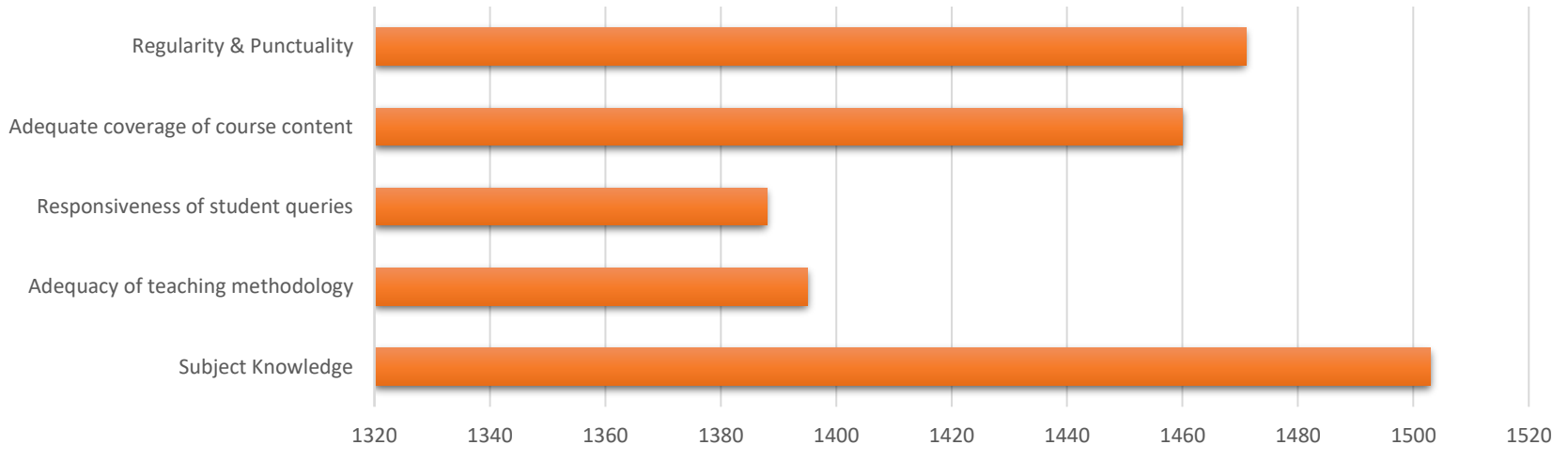
Sr. No	I	II	III	IV	V	VI	VII	VIII	IX	X	XI	XII	XIII	XIV	XV	XVI	XVII	XVIII	XIX	XX	XXI	XXII	G-Total	O-R	Rating	
Subject Knowledge	45	120	83	76	24	34	47	97	54	136	134	44	50	59	60	113	60	20	60	66	63	58	1503	5	Outstanding	
Adequacy of teaching methodology	40	113	75	75	18	35	44	96	53	140	133	44	49	58	60	95	42	5	53	57	51	59	1395	4	Excellent	
Responsiveness of student queries	43	104	79	73	23	34	45	97	47	139	131	43	51	56	59	100	39	4	54	56	54	57	1388	4	Excellent	
Adequate coverage of course content	42	111	73	72	30	33	48	97	55	140	138	45	51	58	58	109	48	11	58	62	63	58	1460	4	Excellent	
Regularity & Punctuality	42	123	62	77	21	35	47	98	55	139	138	44	52	57	60	111	57	8	60	63	65	57	1471	4	Excellent	
Has the Teacher Covered Entire Syllabus? (Yes/No)	Y	Y	N	Y	Y	Y	Y	Y	Y	Y	Y	Y	Y	Y	Y	Y	Y	N	Y	Y	Y	Y	Y	Y	Y	Excellent
Has the teacher covered relevent topics beyond Syllabus? (Yes/No)	Y	Y	Y	Y	Y	Y	Y	Y	Y	Y	Y	Y	Y	Y	Y	Y	Y	N	Y	Y	Y	Y	Y	Y	Y	Excellent




Sr. No	G-Total
Subject Knowledge	1503
Adequacy of teaching methodology	1395
Responsiveness of student queries	1388
Adequate coverage of course content	1460
Regularity & Punctuality	1471
Has the Teacher Covered Entire Syllabus? (Yes/No)	Y
Has the teacher covered relevent topics beyond Syllabus? (Yes/No)	Y

Abstract Report: The responses received from 110 students for 22 faculty members of the college. The overall rating of various academic aspects of faculty is excellent. Students are contented with the subject knowledge of almost all the teachers. On the other hand, students are little bit less contented with the teaching methodologies used by the teachers and students are also not pleased with the response of teacher for their queries

Faculty Analysis




Convener IQAC


Principal
Principal
MPG Degree College
Amb Distt. Una (H.P.)
Maharana Pratap Govt. Degree College Amb

Student Feedback Form

Name of Student.....**Course (B.A./B.Sc./B.Com./MA)**.....

Semester.....**Roll No.**.....

Please write NA against the point not applicable to you. Please skip any part that you have not observed or about which you can't make judgment. Student Feedback and Preventive Action Plan serves as an essential tool for attaining and maintaining high standard of education.

Please fill the form according to the following Rating:

Rating: 5-Outstanding; 4-Excellent; 3- Good; 2- Satisfactory; 1- Not-Satisfactory

Teaching

Name of Faculty					
Subject Name & Code					
Subject Knowledge					
Adequacy of teaching methodology					
Responsiveness of student queries					
Adequate coverage of course content					
Regularity & Punctuality					
Has the Teacher covered entire Syllabus?(Yes/No)					
Has the teacher covered relevant topics beyond Syllabus? (Yes/No)					
Overall effectiveness of Teacher					
Analysis Report (For Office use only)	Maximum Points (No. of teachers X 40)			Point Obtained=	

Infrastructure

Rating	Outstanding	Excellent	Good	Satisfactory	Not-Satisfactory
Class Rooms					
Furniture					
Adequacy and effectiveness of Teaching Aids used (LCD/OHP/White board/ Smart board/Black-Green Board)					
Utility of Seminar Hall to the students					
Computer Lab/ Laboratory					
Overall Rating					
Analysis Report (For Office use only)	Maximum Points = 30		Point Obtained=		

Administration

Responsiveness of your issues by Administrative Department	Outstanding	Excellent	Good	Satisfactory	Not-Satisfactory
Principal of the institute					
Librarian					
Accounts Department					
Clerical Staff					
Overall Rating					
Analysis Report (For Office use only)	Maximum Points = 25		Point Obtained=		

Library

Rating	Outstanding	Excellent	Good	Satisfactory	Not-Satisfactory
Quality of books offered in the Book Bank					
Adequacy of books for all subjects					
Availability of reference books					
Relevant books for syllabus					
Availability of journals					
Availability of books on advanced Topics					
Availability of News Papers					
Availability of Magazines					
Overall Rating					
Analysis Report (For Office use only)	Maximum Points = 45		Point Obtained=		

Canteen Cafeteria

Rating	Outstanding	Excellent	Good	Satisfactory	Not-Satisfactory
Availability of snacks					
Price of eatables					
Quality of eatables					
Cleanliness and maintenance of the Canteen					
Standard of Services					
Hygiene and sanitation					
Overall Rating					
Analysis Report (For Office use only)	Maximum Points = 35		Point Obtained=		

Cleanliness

Cleanliness of:-	Outstanding	Excellent	Good	Satisfactory	Not-Satisfactory
Classrooms					
Labs					
Library					
Corridors					
Toilets					
Drinking Water					
General area					
Overall Rating					
Analysis Report (For Office use only)	Maximum Points = 40		Point Obtained=		

Signature.....

For Office Use Only (Major Observations)

Facilities	Best	Worst
Teaching		
Infrastructure		
Administration		
Library		
Canteen Cafeteria		
Cleanliness		

Name of the faculty:

Signature: