

ORIENTATION PROGRAMME -2022-23

परिदृश्य

A DETAILED COURSE/PROGRAMME EXPLORATION

BY PROF.ANIL VERMA



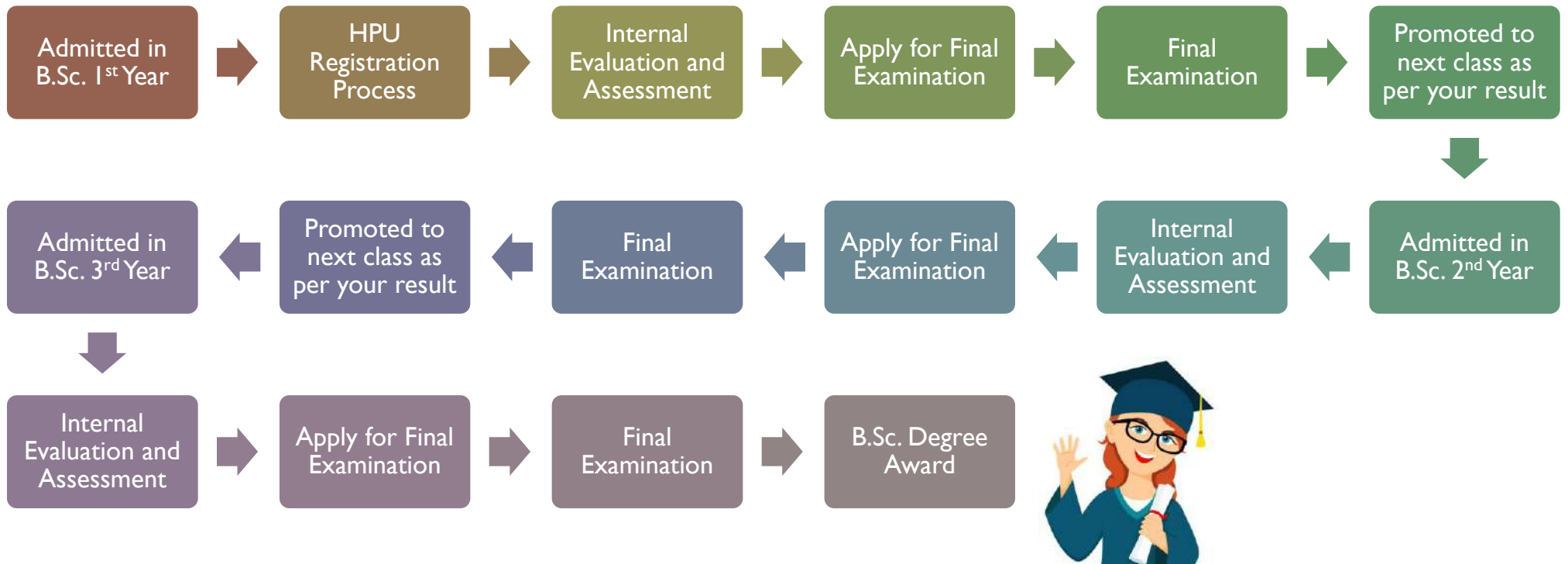
महाराणा प्रताप राजकिय उत्कृष्ट महाविद्यालय अम्ब जिला ऊना हिमाचल प्रदेश

- ❖ **Our college is NAAC accredited B Grade Institute with 2.40 CGPA.**
- ❖ **Our College is affiliated with Himachal Pradesh University Shimla.**
- ❖ **Himachal Pradesh University Shimla is a recognized state university of Himachal Pradesh.**
- ❖ **FOR CONTINUOUS UPDATES ALL OF YOU ARE ADVISED TO VISIT COLLEGE WEBSITE www.mpgcamb.com regularly.**
- ❖ **Recently our college is recognized as Utkrisht Mahavidyalay by the Government of Himachal Pradesh**

COLLEGE WEBSITE

The screenshot displays the website for Maharana Pratap Govt. College Amb (H.P.). The browser's address bar shows the URL www.mpgcamb.com. The website header includes the text "NAAC Accredited Grade 'B' Institute", the phone number "01976-260032", the email address "govtcollegeamb@gmail.com", and a red button labeled "Online Admission". Below the header is the college's logo and name in English and Hindi: "MAHARANA PRATAP GOVT. COLLEGE AMB (H.P.)" and "महाराणा प्रताप राजकीय स्नातकोत्तर महाविद्यालय अम्ब (हि.प्र.)". A navigation menu contains links for HOME, IQAC, ABOUT US, ADMISSION, COLLEGE STAFF, ACHIEVEMENTS, FACILITIES, GALLERY, STUDENT ZONE, ALUMNI, and MORE... The main content area features a large banner image of students holding Indian tricolor flags in front of the college building. Overlaid on the banner is a red button with the text "ONLINE ADMISSION FOR 2022-2023 CLICK HERE !" and the text "Happy Independence Day" in large orange letters. The bottom of the page shows a system tray with weather information (87°F, Mostly cloudy), taskbar icons, and system time (00:38, 24-08-2022).

STUDENT PROGRESSION OF B.SC. STUDENT IN OUR COLLEGE



ADMITTED IN B.SC. IST YEAR

- College website www.mpgcamb.com
- User name (Student ID) and password of Admission Portal
- Registered Mobile Phone and Email ID.
- Update the same if you don't have access of your registered Mobile Phone Number and Email ID.
- Major/Minor/and Compulsory Subjects.

HPU REGISTRATION PROCESS

- For students who qualified their 12th Class Examination from HPBSE, Migration Certificate is not required.
- For students who qualified their 12th Class Examination other than HPBSE, Migration Certificate is required.
- HPU RME (Registration, Migration and Examination) Portal.
- RME Portal Link <https://rme.hpushimla.in/>
- Sign in on this portal and remember your HPU User name and Password.
- Remember your registered Mobile Number and registered E-Mail ID on RME Portal.
- Download your Registration Card and keep the same in Softcopy and Hardcopy with you.



INTERNAL EVALUATION AND ASSESSMENT

CRITERIA FOR CONTINUOUS COMPREHENSIVE ASSESSMENT (CCA)

In case of Papers without Practical

Year : - CCA-30% & THEORY (Examination)-70%

In case of Papers with Practical

CCA-30%, Practical 20% & THEORY (Examination)-50%



INTERNAL EVALUATION AND ASSESSMENT

Courses without Practical Examination

CCA	{	Annual Theory Examination = 70
		Mid Term Test = 15
		Seminar/Assignment/Quiz = 10
		Attendance = 5
		<hr/>
		Total = 100
		<hr/>

Courses with Practical Examination

CCA	{	Annual Theory Examination = 50
		Mid Term Test = 15
		Seminar/Assignment/Quiz = 10
		Attendance = 5
Practical	{	Practical Examination = 10
		File/Report = 5
		Viva-Voice = 5
		<hr/>
		Total = 100
		<hr/>

INTERNAL EVALUATION AND ASSESSMENT

Criteria for weightage of attendance

- $\geq 75\%$ but $< 80\%$ 1 marks
- $\geq 80\%$ but $< 85\%$ 2 marks
- $\geq 85\%$ but $< 90\%$ 3 marks
- $\geq 90\%$ but $< 95\%$ 4 marks
- $\geq 95\%$ 5 marks

APPLY FOR FINAL EXAMINATION

- ❖ Minimum 75% lecture attendance, One Minor Test and Seminar/Assignment/Quiz in each year.

If a student fails to fulfill any of these conditions, he/she will not be allowed to appear in the End Term Examination (ETE).

APPLY FOR FINAL EXAMINATION

- ❖ HPU Student Portal Link: <https://studentportal.hpushimla.in/>
- ❖ Use your RME Portal User Name and Password to apply for Examination.
- ❖ Properly choose your Major/Minor and Compulsory subjects while applying for examination.
- ❖ CCA will only be entered by your respective teacher if you apply for the particular subject.
- ❖ After the CCA process is over the same portal will allow you to download admit card.
- ❖ Download the admit card and **keep the same in Softcopy and Hardcopy with you.**
- ❖ Your University Roll No. will appear on this admit card.

FINAL EXAMINATION

- You need to appear in Final examination strictly as per the date sheet released by Himachal Pradesh University, Shimla.
- Properly check the Morning and Evening Sessions of Examination and appear accordingly for all the papers (8 Papers in your case)
- Keep your admit card with you while appearing for examination. Examiner will not allow you to appear in examination without admit card.
- Maintain the decorum of examination while appearing for any examination.

PROMOTED TO NEXT CLASS AS PER YOUR RESULT

ELIGIBILITY FOR PROMOTION TO THE NEXT CLASS

- 45% pass marks.
- Reappear in only two papers is allowed.
- Reappear in more than two papers leads to ineligible for the promotion to the next class.
- You have to complete the entire B.Sc. Course within 5 years, after five years your degree may cancel from university.

IMPORTANT INFORMATION YOU NEED TO KEEP WITH YOU

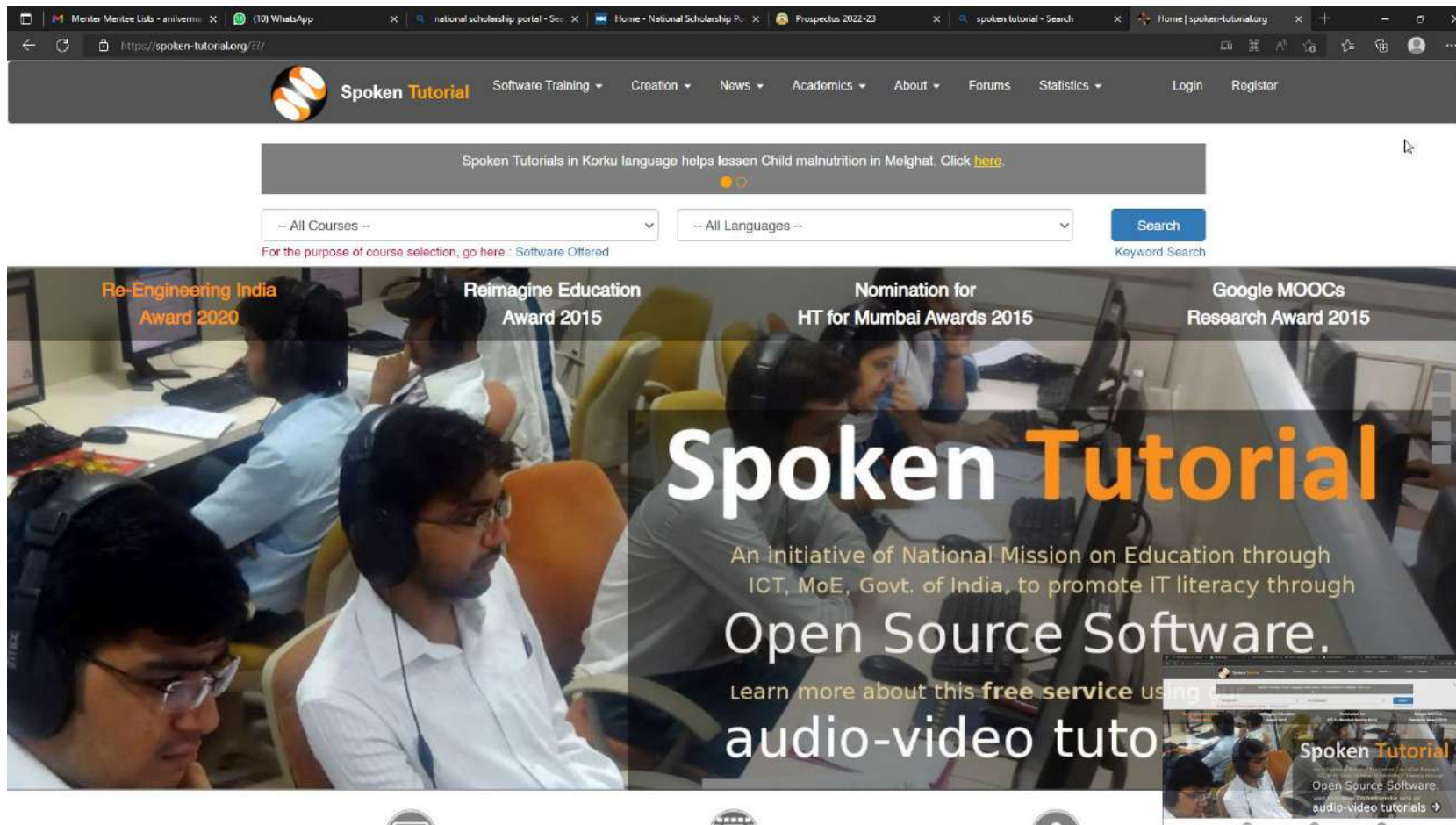
- ❑ Student ID and Password (Admission Portal)
- ❑ Your Fee Receipt (Every Year)
- ❑ Your ID Card (Issued from College Library)
- ❑ HPU Student Portal User Name and Password
- ❑ Your Registration Card (HPU Registration No.)
- ❑ Your Admit Card (Every Year)
- ❑ Your University Roll No.
- ❑ Prospectus 2022-23: <http://www.mpgcamb.com/wp-content/uploads/2022/07/Prospectus-2022-23-.pdf>

LIBRARY

- **Library Card if missed duplicate card for ₹ 50/-**
- **Book is issued for 15 days, then fine @ ₹ 1 per day.**
- **Student can borrow maximum of two books.**
- **Reference books will not be issued to any student, you can only use reference books inside the library.**
- **Book Bank for needy students is also available in the Library.**
- **N-LIST “National Library and Information services Infrastructure for Scholarly Content”**
- **Shortly we are going to start Digital Library section inside the library for students.**
- **Maintain the decorum of Library while present in the library.**

SPOKEN TUTORIAL

❖ Link of spoken tutorial <https://spoken-tutorial.org/???/>



The image shows a screenshot of the Spoken Tutorial website homepage. The browser's address bar displays <https://spoken-tutorial.org/???/>. The website features a dark navigation bar with the Spoken Tutorial logo and menu items: Software Training, Creation, News, Academics, About, Forums, Statistics, Login, and Register. A banner below the navigation bar reads: "Spoken Tutorials in Korku language helps lessen Child malnutrition in Melghat. Click [here](#)." Below this is a search interface with dropdown menus for "-- All Courses --" and "-- All Languages --", a "Search" button, and the text "Keyword Search". The main content area has a background image of students in a computer lab. Overlaid on this image are several award announcements: "Re-Engineering India Award 2020", "Reimagine Education Award 2015", "Nomination for HT for Mumbai Awards 2015", and "Google MOOCs Research Award 2015". The central text reads "Spoken Tutorial" in large white and orange letters, followed by "An initiative of National Mission on Education through ICT, MoE, Govt. of India, to promote IT literacy through Open Source Software." and "Learn more about this free service using audio-video tutorials". A small thumbnail of the website is visible in the bottom right corner.

SPOKEN TUTORIAL

- ❖ More than 90 different courses are available for you free of cost.
- ❖ Most of the courses are available in English, Hindi, Punjabi and other regional languages also.
- ❖ All the courses are recognized by IIT-Bombay-Government of India.
- ❖ Anywhere, anytime courses.
- ❖ For most of the courses you need to appear for online examination conducted in the college.
- ❖ After successful completion of the course you will also receive certificate from IIT-Bombay
- ❖ If you are interested in any of the course, you need to report to Prof. Anil Verma or you may also contact members of IT-Club present in the college.
- ❖ Members of IT-Club will help you in proper registration of any of the course.

CAREER GUIDANCE / PLACEMENT

Career Guidance / Placement Cell

- Prof. Darshan Kumar (Placement Officer)
- Prof. Anil Verma (Assistant Placement Officer)
- Dr. Suruchi Sharma (Placement Officer-Arts)
- Prof. Jameet Singh (Placement Officer-Commerce)
- **Dr. Shruti (Placement Officer-Science)**

IQAC (INTERNAL QUALITY ASSURANCE CELL)

Prof. Darshan Kumar (Coordinator)

- Dr. Sophia Prabhakar
- Dr. Suruchi Sharma
- Prof. Amit Kumar Sharma
- Prof. Jameet Kumar
- Prof. Anil Verma
- Shri. Ravinder Verma (Office Supdt.)
- Shri. Ambrish Dogra (Sr. Assistant)



IQAC MAJOR ACTIVITIES IN THE COLLEGE

- ❖ Student Feedback (Annual Activity for all the students)
- ❖ Teacher Feedback (Annual Activity for all the teachers)
- ❖ Parents Feedback (Annual Activity for all the parents)
- ❖ Student Satisfaction Survey (Annual Activity for all the Students)
- ❖ Student Progression Survey (Annual Activity for all 3rd year Students)
- ❖ Whenever you will receive any notice to fill any of the survey you need to fill the survey with proper information.
- ❖ Fill this feedback properly after reading all the questions attentively.
- ❖ UGC/NAAC may also ask to fill the same by sending link on your registered email ID or Mobile Phone. You also have to fill the same with proper details.



SCHOLARSHIP

- ❖ National Scholarship Portal
- ❖ Link for NSP Portal <https://scholarships.gov.in/>
- ❖ Register on NSP portal and remember your Username and Password for future use.

The screenshot displays the National Scholarship Portal (NSP) website. At the top, the header includes the Government of India logo, the National Informatics Centre logo, and the Ministry of Electronics & Information Technology. The main heading is "National Scholarship Portal" with the tagline "(For Academic Year 2022-23)". A central banner features the slogan "Sabka Saath Sabka Vikas Sabka Vishwas Sabka Prayas" alongside the 75th Azadi Ka Amrit Mahotsav logo and a portrait of Prime Minister Narendra Modi. Below the banner, a navigation menu is visible with sections: "About Us", "Applicant Corner" (containing Login, New Registration, Application Submission for AY 2022-23, and Scheme Information), "Institute Corner" (containing Login and Institute Information), "Officer's Corner" (containing Login, Officer's Information, and Scheme-wise Grievance redress officer), and "Public Corner" (containing Dashboard, Search for Institutes on NSP, List of Applicants processed for scholarships, Search Scheme Wise Nodal Officer, Schemes' Nodal Officers at District Level, PFMS, Helpdesk, and Contact Us).

SCHOLARSHIP

Central Schemes

- CENTRAL SECTOR SCHEME FOR COLLEGE AND UNIVERSITY STUDENTS

Centrally Sponsored State Schemes

- CENTRALLY SPONSORED SCHEME POSTMATRIC SCHOLARSHIP FOR SCHEDULE CASTE STUDENTS
- CENTRALLY SPONSORED SCHEME POSTMATRIC SCHOLARSHIP FOR SCHEDULE TRIBE STUDENTS
- CENTRALLY SPONSORED SCHEME POSTMATRIC SCHOLARSHIP FOR OBC STUDENTS
- Dr. Ambedkar CENTRALLY SPONSORED SCHEME POSTMATRIC SCHOLARSHIP FOR EBC STUDENTS

State Schemes

- INDIRA GANDHI UTKRISHTHA CHHATRAVRITY YOJNA
- IRDP Scholarship
- KALPANA CHAWLA CHHATRAVRITY YOJNA
- MAHARISHI BALMIKI CHHATRAVRITY YOJNA

SCHOLARSHIP COMMITTEE

- ❖ **Prof. Amit Sharma (Convener)**
- ❖ Prof. Anil Verma (Nodal Officer)
- ❖ Dr. Nidhi Shrama
- ❖ Prof. Ajay Kumar
- ❖ Prof. Jag Mohan
- ❖ Prof. Jameet Kumar
- ❖ Prof. Rajesh Thakur

IMPORTANT INSTRUCTION FOR SCHOLARSHIP

- ❖ Read all the scholarship schemes carefully before applying for scholarship.
- ❖ Upload the readable files of all the required documents on NSP Portal.
- ❖ Check the validity of your certificates i.e. Income Certificate, OBC Certificate, IRDP Certificate etc.
- ❖ Make sure your certificate is valid till 31st of December 2022.
- ❖ Only fill the details of Account no. already attached with your Aadhar Card.
- ❖ Your Name, Father's Name, Mother's Name, DOB is correct and same on all the documents you will upload on NSP Portal.
- ❖ Access of registered mobile number and email id is mandatory.
- ❖ You Need to deposit the hard copy of Scholarship Application form along with all required documents to the respective scholarship committee Incharge only in the college.
- ❖ Removal of any type of defect ASAP and report the same to your respective committee member or Incharge.
- ❖ You need to renew your respective scholarship every year.

INNOVATION IN SCIENCE PURSUIT FOR INSPIRED RESEARCH (INSPIRE) SCHOLARSHIP (ONLY FOR B.SC. STUDENTS)

❖ Link for Inspire Scholarship Portal: <https://online-inspire.gov.in/>

The screenshot displays the homepage of the Inspire Scholarship Portal. At the top, it features the Government of India logo and the Ministry of Science & Technology. The main heading is "Innovation in Science Pursuit for Inspired Research (INSPIRE)". A navigation menu includes links for Home, About DST, INSPIRE Programme, FAQs, Guidelines & Formats, Res Exposure Trg, Notice Board, and Contact Us. On the left, there is an "Announcement" section with buttons for Internship, Scholarship, Fellowship, and Faculty. The central content area includes a welcome message, a description of the INSPIRE programme, and a quote by Louis Pasteur: "Science knows no country, because knowledge belongs to humanity, and is the torch which illuminates the world." On the right, there is a "Sign In" section with fields for Login Id and Password, a Captcha Verification box, and a "Sign In" button. Below the sign-in section, there are links for "New User?", "New Organizer?", and "Legacy User?". At the bottom, there is a footer with copyright information, a note about browser compatibility, and a visitor count of 20,542,329.

NCC, NSS, SCOUTS AND GUIDES

- Prof. Anil Verma
- Prof. Preeti &
- Dr. Rajneesh Kumar
- Prof. Sureta (Girls wing) &
- Prof. Rajesh Thakur (Boys wing)

NCC Care Taker Officer



NSS Programme Officers



Rovers and Rangers



BUS PASS

Bus Pass Attestation Committee

Science

- **Dr. Nidhi Sharma (Convener)**
- **Dr. Rajneesh Kumar**

Arts

- Dr. Kumari Sujata (Convener)
- Dr. Pawan Patial

Commerce

- Prof. Jameet Kumar (Convener)
- Prof. Rajesh Thakur

Link for HRTC Bus Pass Application Form:

https://static.abhibus.com/hrtc/pdf/pass_form.pdf



ANTI RAGGING

Anti Ragging Committee

- Dr. Sophia Prabhakar (Convener)
- Prof. Sukh Dev
- Prof. Amit Sharma
- Prof. Pawan Patial



WOMEN GRIEVANCES & REDRESSAL

Women Grievances & Redressal Cell

- Dr. Sophia Prabhakar (Convener)
- Dr. Suruchi Sharma
- Dr. Godawari
- Prof. Sureta



CODE OF CONDUCT



- ANY POLITICAL AND DISRUPTIVE ACTIVITY NOT ALLOWED
- WILLFUL ABSENCE FROM CLASS WILL BE VIEWED SERIOUSLY AND THE NAME WILL BE STRUCK OFF
- ENTRY INTO PRINCIPAL OFFICE WITHOUT PERMISSION PROHIBITED
- PRINCIPAL HAS DISCRETIONARY POWERS REGARDING ADMISSION, APPEARING IN EXAMINATION, DISCIPLINARY ACTION, REMISSION OF FINE AND SPECIAL PUNISHMENT
- IF CONDUCT FOUND AGAINST THE RULES, THE STUDENT CAN BE EXPELLED OR RUSTICATED WITHOUT ASSIGNING ANY REASON
- The Code of Conduct Policy Document is available on college website. You all have to adhere to all the conduct rules mentioned in code of conduct policy document.
- Code of Conduct Policy Document: <http://www.mpgcamb.com/wp-content/uploads/2022/06/Code-of-conduct-2nd-Revised-Edition-2021-22.pdf>

BREACH OF DISCIPLINE

- DISRUPTIVE ACTIVITY OR USE OF FORCE
- WRITING OBSCENITIES ON WALLS, DESKS AND BLACKBOARDS.
- MAKING NOISE OR RAISING SLOGANS THAT DISTURB TEACHING IN THE CAMPUS.
- SMOKING AND ENTERING THE CAMPUS UNDER THE INFLUENCE OF DRUGS, LIQUOR ETC.
- PLUCKING FLOWERS OR DAMAGING THE PLANTS IN COLLEGE CAMPUS.
- BRINGING OUTSIDERS INTO THE CAMPUS.
- TAMPERING WITH ELECTRICAL FITTINGS, FANS ETC.
- MISBEHAVIOR OF ANY KIND.
- USE OF CELL PHONES IN CAMPUS, CLASSROOMS, LIBRARY AND UNAUTHORIZED USE OF LOUDSPEAKERS, PUBLIC ADDRESS SYSTEMS.
- COMING TO COLLEGE WITHOUT IDENTITY-CARD.



CLUBS AND SOCIETIES

1	Mr. Sukh Dev	Road Safety Club
2	Dr. Nidhi	Eco-Club
3	Mr. Sukh Dev	Electoral Literary Club
4	Mr. Lakhbir Singh	Management Club
5	Mr. Anil Verma	Information & Technology Club
6	Dr. Kumari Sujata	Media Club
7	Dr. Suruchi Sharma	Literature Club
8	Dr. Pawan Patial	Sports Club
9	Mr. Anil Verma	Patriotic Club
10	Ms. Rekha Sharma	Skill Development Club
11	Dr. Godwari	Innovation and Researcher Club
12	Dr. Shruti	Placement and Employability Club
13	Mr. Jameet Kumar	Economic Club
14	Ms. Sureta	Cultural Club
15	Ms. Preeti	Women Empowerment Club
16	Mr. Ajay Kumar	Red Cross Society



MENTOR MENTEE

- College IQAC Cell will depute a Mentor for all the students.
- You need to know the Name of your Mentor.
- Keep the contact details of your Mentor with you.
- Your Mentor is the first person you need to approach for any kind of issue. He/She will help you in that situation or he/she will guide you in that situation.
- You need to attend all the Mentor-Mentee Meetings conducted by your mentor.
- You need to join the Whatsapp group of your Mentor.
- You need to follow the guidelines of your Mentor.



COLLEGE CONTACT DETAILS

- **Address:**

Maharana Pratap Govt. Degree
College, Amb Teh. Amb District
Una HP-177203

- **E. mail Address:**

govtcollegeamb@gmail.com

- **Contact No.:**

01976-260032




ORIENTATION PROGRAMME -2022-23

सवाल

A QUESTION ANSWER SESSION

BY PROF. DARSHAN KUMAR AND PROF. ANIL VERMA



ORIENTATION PROGRAMME -2022-23

अभिवादन

BY DR. NIDHI SHARMA



अभिवादन